

South Sudan

Grade
2

COMMUNITY GIRLS SCHOOL ENGLISH GRADE 2

© 2018, THE REPUBLIC OF SOUTH SUDAN, MINISTRY OF GENERAL EDUCATION AND INSTRUCTION. All rights reserved. No part of this book may be reproduced by any means graphic, electronic, echanical, photocopying, taping, storage and retrieval system without prior written permission of the Copyright Holder. Pictures, illustrations and links to third party websites are provided in good faith, for information and education purposes only.



This book is the property of the Ministry of
General Education and Instruction

THIS BOOK IS NOT FOR SELL

Funded by:



GLOBAL
PARTNERSHIP
for EDUCATION

quality education for all children

FOREWORD

I am delighted to write the foreword for this book. The Ministry of General Education and Instruction (MoGE&I) has developed the Community Girls School (CGS) textbooks based on the National Curriculum of South Sudan.

The textbook was written to help learners develop the background knowledge and understanding in the subject. It is intended largely to serve as a source of knowledge and understanding of the subject concerned, but not to be considered as a summary of what learners ought to study.

The National Curriculum is a competency based and learner-centered that aims to meet the educational needs and aspirations of the people of South Sudan. Its aims are manifold: (a) Good citizenship (b) successful lifelong learners, (c) creative, active and productive individuals; and (d) Environmentally responsible members of our society.

This textbook was designed by subject panelists to promote the learners' attainment of the following competencies; critical and creative thinking, communication, cooperation, culture and identity.

No one can write a book of this kind without support from colleagues, friends and family. Therefore, I am pleased to register my thanks to Dr Kuyok Abol Kuyok, the Undersecretary of the Ministry, who emphasized the importance of Alternative Education System (AES) and approved the development of its textbooks.

I also want to record my thanks to Ustaz Omot Okony Olok, the Director General for Curriculum Development Centre (CDC) and Ustaz Shadrack Chol Stephen, the Director General for Alternative Education Systems (AES) who worked tirelessly with the subject panelists to develop the textbooks.

Lastly, but not least, my greatest thanks and appreciation must go to the Global Partnership for Education (GPE) and UNICEF-South Sudan for without their support and partnership this textbook would not have seen light.



Hon. Awut Deng Acuil, MP

Minister,

Ministry of General Education and Instruction

Republic of South Sudan, Juba

Table of Contents

Unit 1	COMMANDS AND INSTRUCTIONS	1
Unit 2	MYSELF.....	4
Unit 3	OUR PAYAM.....	8
Unit 4	OCCUPATIONS IN OUR PAYAM.....	11
Unit 5	ECONOMIC ACTIVITIES IN OUR PAYAM..	16
Unit 6	NUTRITION.....	22
Unit 7	OUR ENVIRONMENT.....	26
Unit 8	GAMES AND SPORTS	32
Unit9	Physical features in our Payam.....	38
Unit10	CLIMATE AND DISASTERS.....	42
Unit 11	PEACE AND SECURITY.....	47
Unit12	SOCIAL EVENTS.....	55
Unit13	ACCIDENTS AND SAFETY	57

Unit14 HEALTH AND HYGIENE.....	60
Unit 15 CHILDREN'S RIGHTS.....	64
Unit16 TECHNOLOGY.....	66

Activity 1: Knowing commands and instructions

a) Sing and do



Stand up. I like it

Sit down. I like it

Stand up. I like it.

Come here. I like it

Go back. I like it.

Sit down. I like it.



b) Do and match

Stand up.

Run.

Fold paper.

Put ink in the middle.

Open paper.

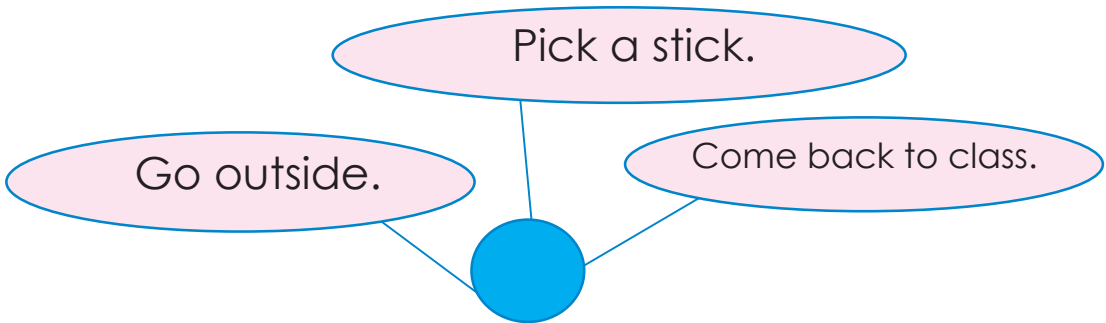
Show your pattern.

instructions

commands



Activity 2: Instructions

a) Follow and do these instructions.



b) Listen and d

1. Take a plain piece of paper.
2. Fold the paper four times.
3. Take a pair of scissors.
4. Cut paper at the centre.
5. Open the paper.
6. Show your pattern to the class.



Activity 3: Story:

a) Listen and tell

Fina the forgetful girl

Fina is a young girl who loves to play. She plays a lot and sometimes forgets to eat.

One day Fina was sent to the shop.

“Go and buy a packet of wheat flour,” Mother told Fina.

Fina ran to the shop. She gave the money to the shopkeeper. But Fina had forgotten what to buy. Fina looked up and guessed.



“My mother said you give me sweets,” Fina said.

The shopkeeper could not believe Fina. He called her mother. “What did you send Fina to buy?,” asked the shopkeeper.

“I sent Fina to buy a packet of wheat flour,” her mother answered.

Fina knew she was in trouble.

Activity 1: Introducing ourselves

Listen and role-play



Good morning.
My name is Keji.
I am a girl.
I am eight years old.
I am in Primary Three.
I love Social Studies.

Good morning.
My name is Lam.
I am a boy.
I am eight years old.
I am in Primary Three.
I love English.



Activity 2: Introducing our friends: Say and do



My name is Adut.

This is my friend.

His name is Bol.

Bol is good at Mathematics.

I am good at English.

Bol helps me in Mathematics.

I help him in English.

Activity 3: Draw and write

a) Draw yourself. Write your name.

b) Talk about yourself.

My best friend is

My best subject is

My name is

My parents are

c Write a sentence about yourself.

Activity 4: Playing a game of 'Who am I?'

Example:



I am a girl.
I am eight years old.
I live in Juba.
I am in Primary Two.
My father is Mr Lagu.

Activity 5: Vocabulary related to introducing self

a) Listen and repeat

myself	ourselves	you
me	I am	his
your	my	

b) Construct sentences using the words above.

Activity 6: Daily activities

Say and mime



My name is Buwa.
I get up in the morning.
I make my bed.
I brush my teeth.
I wash my face.
I eat my breakfast.
I go to school.

Activity 7: Care for our self: Look and tell



Activity 8: Poem and body cleanliness:

Recite and act



Clean all the time

Brush brush your teeth everyday.
Bathe bathe your body everyday.
Wash wash your hands for every meal.
Cut cut your nails every week.


Activity 1: Where you live

a) Listen and role-play



Good morning.
My name is Akello.
I live in Ayid Payam.
I love my home.

Good morning.
My name is Odong.
I live in Loka Payam.
I love our Payam.



b) Tell us about your Payam.

Activity 2: Important places in our Payam

Look and talk



Activity 3: Social services in our Payam

a) Listen and tell

My name is Jane.

I live in Lainya.

My home is near Lainya Shopping Centre.

We buy food, clothes, meat and fruits easily.

There is a good school near my home.

Going to school is fun.

There is also a hospital nearby.

We get medicine easily.

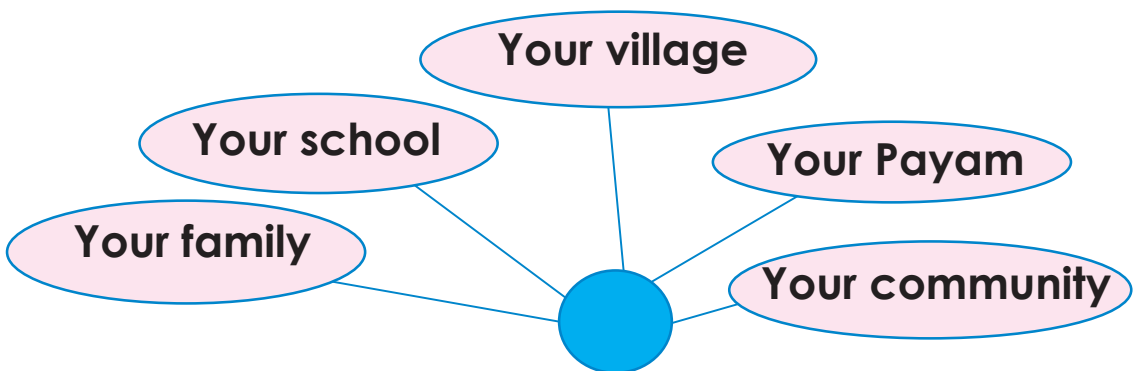


Activity 4: Number of people in your Payam

a) Guess how many



b) Guess how many people are in:



Unit 4

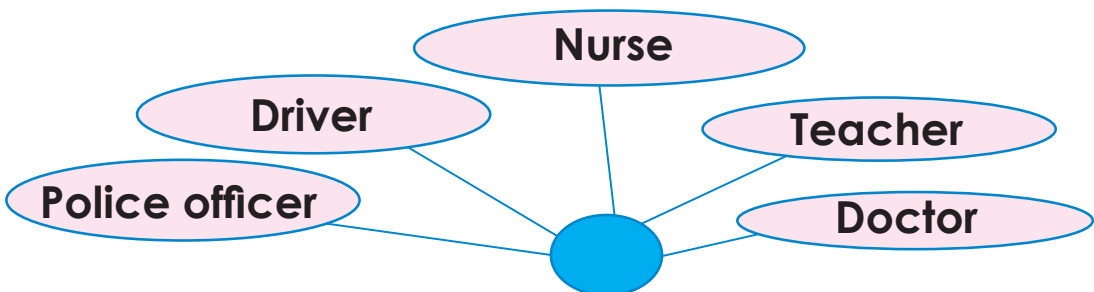
OCCUPATIONS IN OUR PAYAM

Activity 5: Naming occupations

a) Look and name



b) Read and say



c) Answer

1. Okot teaches children in school. Okot is a _____.
2. Akong takes care of sick people. Akong is a _____.
3. Uduru maintains peace in the society. Uduru is a _____.
4. Abdo drives a lorry. Abdo is a _____.

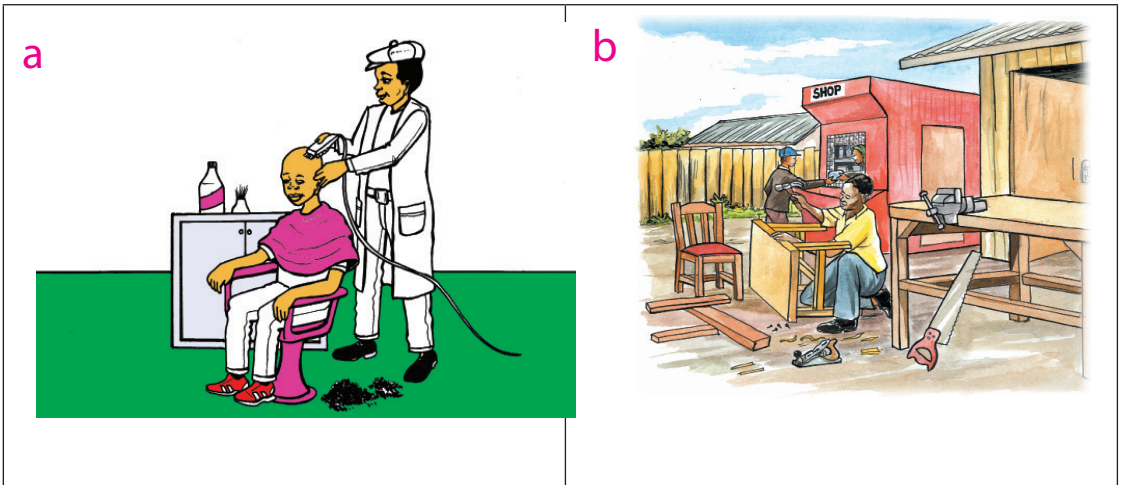
Activity 6: Matching occupations

a) Say and match

mechanic

barber

carpenter



Activity 7: A conversation

Read and act

Teacher: Welcome Mr Lobong. The children will ask you questions.

Peter: What do you do Mr Lobong?



Kisanga: I am a farmer. I keep many cows and goats.

Mary: Why do you keep so many animals?

Kisanga: I keep animals for milk, meat and oxen to plough.

Jane: Do you grow any crops?

Kisanga: Yes, I grow maize, beans and cassava.

John: Why do you grow all these crops?

Kisanga: I grow them for food and sell some.

Teacher: Thank you Mr Kisanga. We shall visit your farm soon.

Kisanga: You are welcome.

b) Write about

Write about the visit of Mr. Lobong to your school.

Activity 8: Text on occupations

a) Listen, read and tell

Occupations in our Payam

People in our Payam have different occupations. There are many farmers in our Payam. They grow crops. They also keep many animals.



Teachers do a lot of work. They teach children in school. They help them to get to know things.

Nurses work in hospitals and clinics. They attend to patients. They take care of people who are sick. They help us to have a healthy life.

Drivers help us to move from one place to another. They drive us with our luggage. They can take us to many places.

b) Tell us

1. Say what the text is about.
2. Name the occupations talked about in the text above.

Activity 8: Solving a puzzle

a) Draw and circle the words

farmer

teacher

artist

nurse

builder

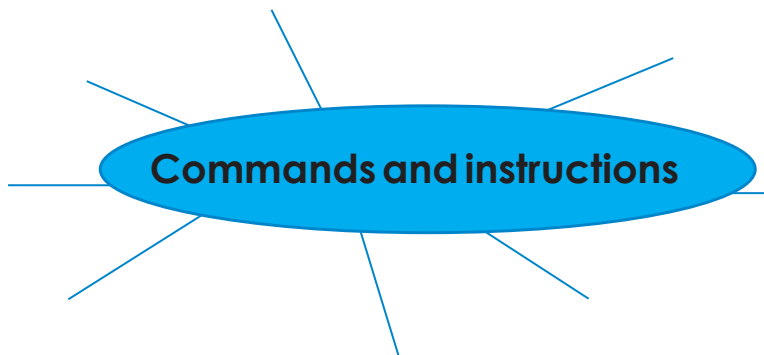
driver

M	O	N	N	T	O	B	B	Z	B
N	T	L	Y	G	M	U	W	T	S
O	N	K	O	D	R	I	V	E	R
F	U	J	H	F	G	L	E	A	E
A	R	T	I	S	T	D	R	C	D
R	S	P	D	B	X	E	T	H	F
M	E	D	E	M	C	R	Y	E	C
E	P	F	M	N	D	S	U	R	V
R	O	G	H	K	T	A	I	N	B

b) Use the words to write sentences that explain what job each person does

Activity 9: Word bank

Say and copy new words learnt




Activity 1: Look and name



farmers

(b)



teacher

(c)



tailor

(d)



carpenter

Activity 2: Say and match

He is a carpenter.

They are farmers.

She is a tailor.

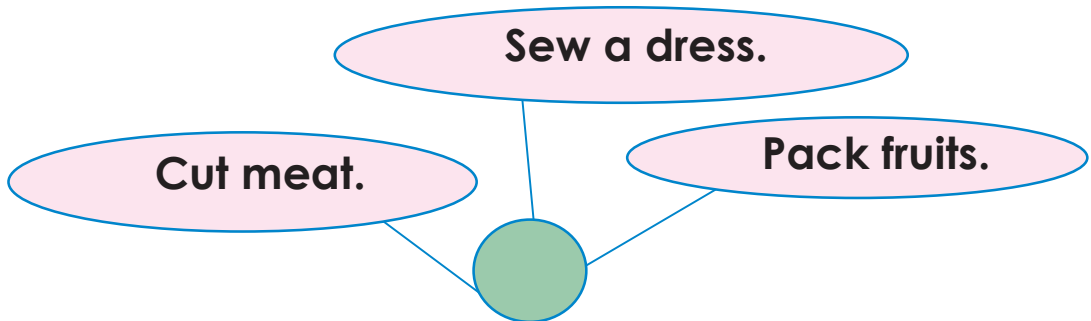
He is a teacher.

Activity 3: Sing and act



Butcher butcher, I need some meat.
Butcher butcher, will you cut me some?
Grocer grocer, I need some fruits.
Grocer grocer, will you pack me some?
Tailor tailor, I need a new dress.
Tailor tailor, will you sew me one?

Activity 4: Mime



Activity 4: Various economic activities

a) Listen and recite



Buy the fish, says the fishmonger

Take some meat, says the
butcher

Learn some English, says the
teacher

Order some cloth, says the
tailor

Play the drums, dance and
sing,

We all dance and play.





b) Answer in complete sentences to your partner. Now write the sentences.

1. Who teaches children?
2. Who sells fish?
3. Who sews clothes?
4. Who makes furniture?
5. Who sells things in a shop?
6. Who sells meat?
7. Who can cook food?

Activity 5: Where people work



a) Where



b) Name places where people in your Payam work from.

Activity 6: Benefits of economic activities

Look and say



Activity 7: A conversation

a) Listen and act



Teacher: What is your mother's job?

Annet: She is a doctor.

Teacher: What is your father's job?

Annet: My father is a teacher.

Teacher: What is your aunt's job?

Annet: My aunt is a farmer.




b) Act using your family members.

Activity 8: Story

a) Listen and tell



When I grow up,
I look into the future,
I shall treat the sick,
I shall give them medicine.



Activity 9: Listen and tell

Akello the future doctor

Akello is a young girl in Primary 2. She loves everything about science. She is always watching in her father work in the laboratory.



Akello wants to be a doctor when she grows up. She wants to treat sick people. She also wants to build a big hospital.

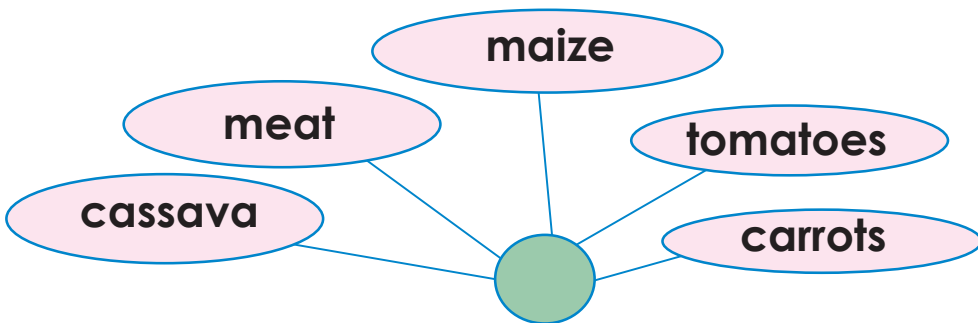
Activity 1: Point and name

fish bananas cabbage wheat pineapple



Activity 2: Touch and say

Touch in the picture above.



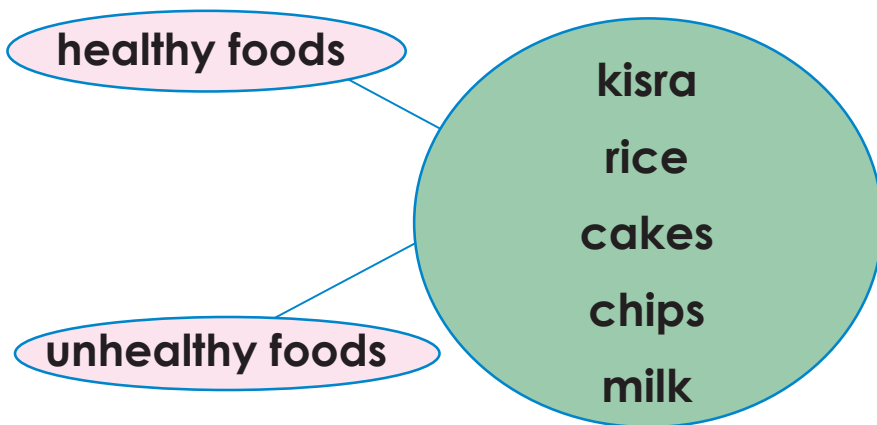
Activity 4: Say

Who is eating well and who is not? Why?



fish rice milk sweets chips sausages

Activity 5: Sort



Activity 6: Recite



Sit upright when eating

Eat slowly

Do not talk with your mouth full

Do not chew loudly when eating

Do not eat a lot of sugar

Do not eat a lot of fats

Eat well grow well.

Activity 8: Listen and tell

Your many friends



We help you grow. We are eggs, beans and meat.

We give you energy to work and play. We are rice, wheat, maize millet and kiswa.



We protect you from all kinds of diseases. All fruits and vegetables are in this family.



Activity 1: What is around us

a) Look and read

school trees grass hills high tall green



On my way to school
I see tall trees
I see green grass
I see high hills

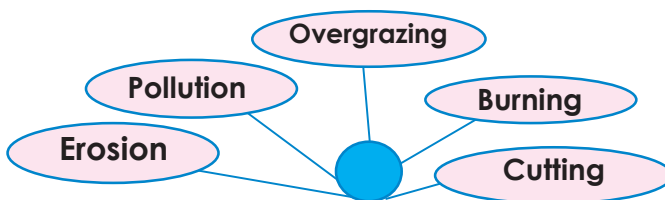
b) Draw and tell

Draw what you see on your way to school.

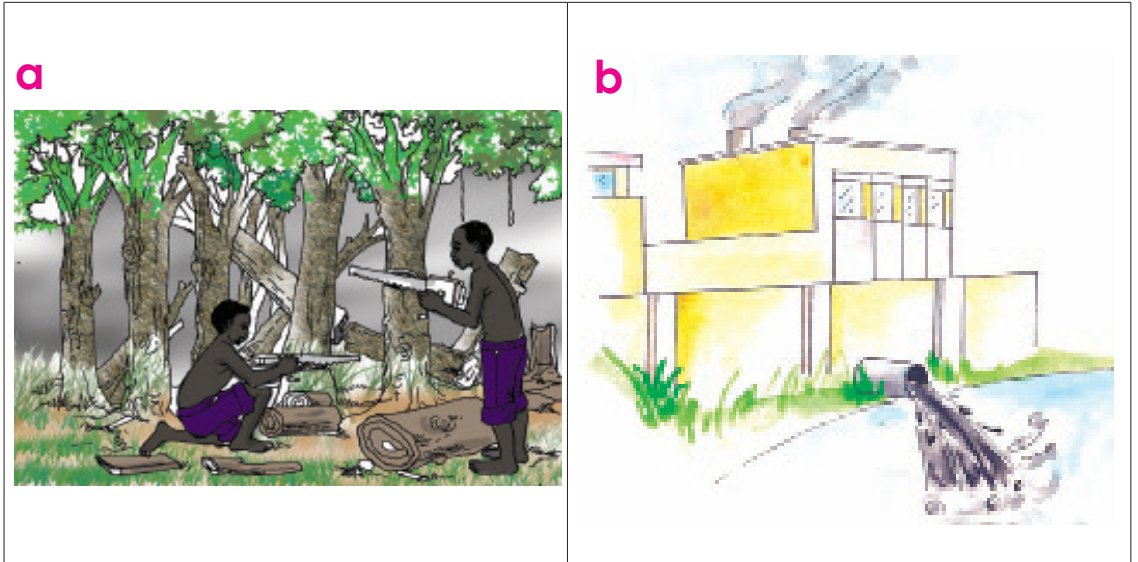
Write a rhyme as above.

Activity 2: Vocabulary on environmental pollution

a) Listen and say



b) Look and say




c) Listen and match

A	B
1. Drought	Very strong winds, heavy rain and often thunder and lightning.
2. Storm	To make water, air or land dirty or dangerous for people, plants and animals.
3. Pollute	A long period with little or no rain.

Activity 3: Environmental pollution

a) Look and talk



b) Use these words to describe the picture above.

sewage	chemicals	smoke
water	air	pollute

Activity 4: Poem

Read and recite



Trees swing high right to the sky.
Birds nest high ready to fly.

**Save our trees for
us to breathe.**

**Help us to see we
need our trees.**



Activity 5: Keeping our school environment clean

Sing and do



**Bits of paper,
Pieces of chalk,
Lying on the floor,
Lying on the floor,
Make the place untidy,
Make the place dirty,
Pick them up,
Pick them up.**



**Save our trees for
us to breathe.**

**Help us to see we
need our trees.**



Activity 5: Keeping our school environment clean

Sing and do



**Bits of paper,
Pieces of chalk,
Lying on the floor,
Lying on the floor,
Make the place up,
Make the place dirty,
Pick them up,
Pick them up.**



Activity 6: Story

a) Listen and say

Kenyi was taking a walk into the forest when he heard a lorry coming. He hid behind a big tree.

The lorry was now close. Kenyi looked through the bushes. It was carrying freshly cut timber.

Kenyi waited until the lorry was gone then continued walking. Then he heard sounds of chain saws. He looked and saw men and women cutting many trees.



Kenyi ran back. He met two forest rangers and informed them of what he saw. The rangers thanked Kenyi for telling them. They went to talk to these people and told them to stop because they should not be cutting trees.

The rangers told them all why we should save our trees.

b) Tell us

1. Say what the story is about.
2. Where do you think the logs were being taken?
3. Why do people cut down trees?
4. What do you think the rangers said about why we should save our trees?

Unit 8

GAMES AND SPORTS

Activity 1: Identifying games and sports

a) Look and name

swimming

volleyball

football

hide and seek

skipping



i) Choose the correct word.

ii) Match the word to the picture.

iii) Write the word.

Activity 2: Mime



throw



hop-scotch

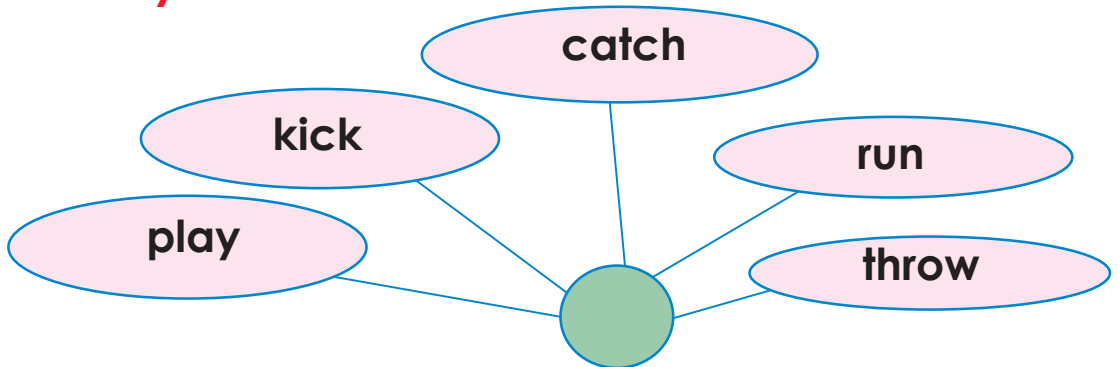


kick




run

Activity 2: Practise



Activity 3: Act and play



run



pull

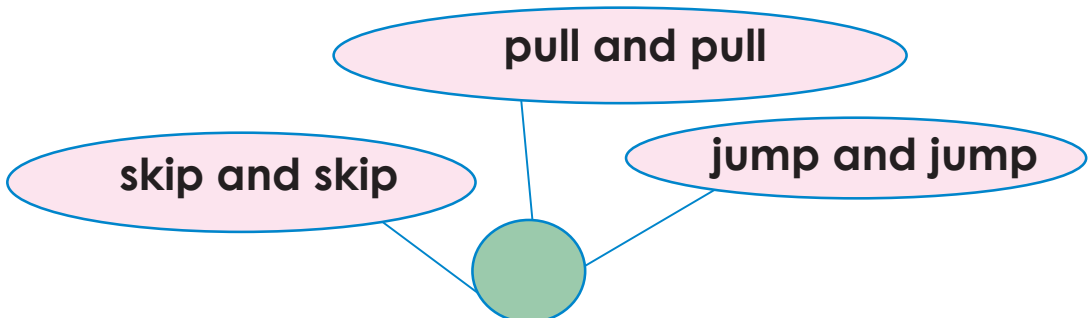


skip



jump

Activity 5: Mime

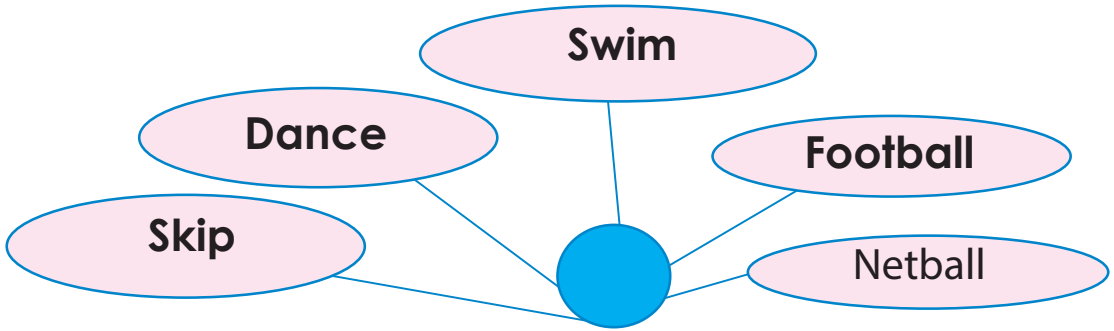


b) Use the words in (a) to make sentences.

Example: I like skipping with my friends.

Activity 4: Vocabulary for games and sports

a) Mime




b) **Make sentences.**

- (i) netball
- (ii) football
- (iii) stockings
- (iv) dancing
- (v) clapping

Activity 6: Talking about our games

a) Look and name



Activity 7: Survey to find the favourite sport in school

Fill the questionnaire below.

1. Do you like playing football? Yes No
2. Do you like athletics? Yes No
3. Do you like watching TV? Yes No
4. Do you like playing volleyball? Yes No
5. Do you like cycling? Yes No

Activity 8: Story

a) Listen and tell

Richard Justin Lado

Richard Justin Lado is a famous South Sudanese footballer. He was born on October 5, 1979 in Khartoum. He is a defensive mid fielder currently playing for Al-Malakia FC.

Justin was a member of the South Sudan National Football Team. He scored the first goal for South Sudan in an official international game.

Richard Justin has been playing football for many years. He dribbles the ball skilfully. He defends and scores easily. He has continued to gain experience with time. His fans and fellow players admire him. He is really one of the football stars in this region..

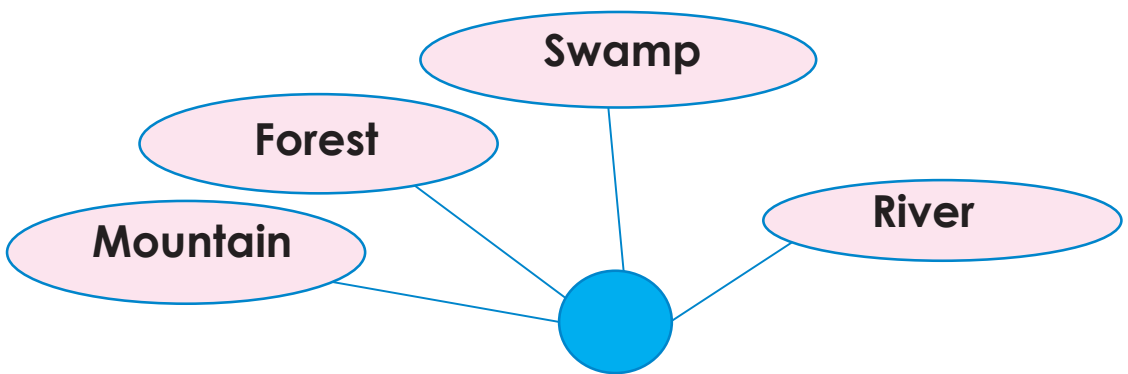



b) Tell us

- (i) Retell the story in your own words.
- (ii) Why is Richard Lado a football star?

Activity 1: Naming physical features

a) Look and match




b) Listen and match

A	B
Rivers	<p>These are highlands with a lot of rocks.</p> <p>These are big streams that flow into main rivers or lakes.</p> <p>A wetland with a lot of grass, papyrus and reeds.</p> <p>These are thick tree plantations.</p>

c) Make sentences using the words in A.

Activity 2: Materials found in our environment

a) Look and name

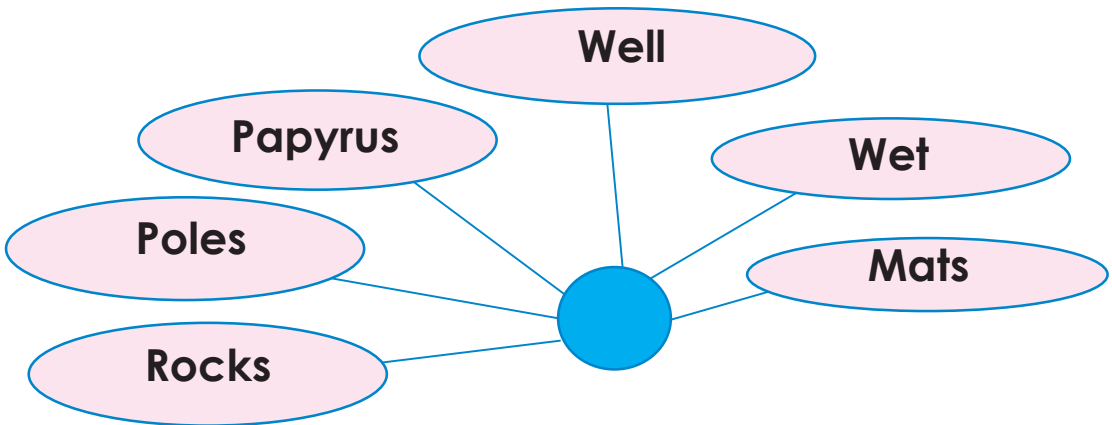


b) Have you seen the things above in your Payam?

c) Listen and match

Vocabulary	Definitions
Rocks	Tree trunks cut for construction.
Water	Reeds used for making mats and fishing baskets.
Poles	Liquid got from rain, rivers, boreholes, etc.
Papyrus reeds	Big hard stones.

d) Copy and write answers.



- (i) Our mothers use _____ for grinding.
- (ii) Peter sells _____ made from papyrus reeds.
- (iii) Our village members fetch water from a _____.

Activity 4: Poems

(a) Listen and recite



Roaring river

The water races by,
Underneath the blue sky,
Fish are jumping high,
Can you catch one for me?



Magical Mountain

Searching, calling up to the sky,
Gathering clouds floating by,
Climbing through the mist,
Trees that bend and twist.
The magic of the mountain side.



(b) Write a poem


Activity 5: Word bank

Say and copy new words learnt.

Physical features in our
Payam

Activity 1: Defining weather and climate

Look and talk

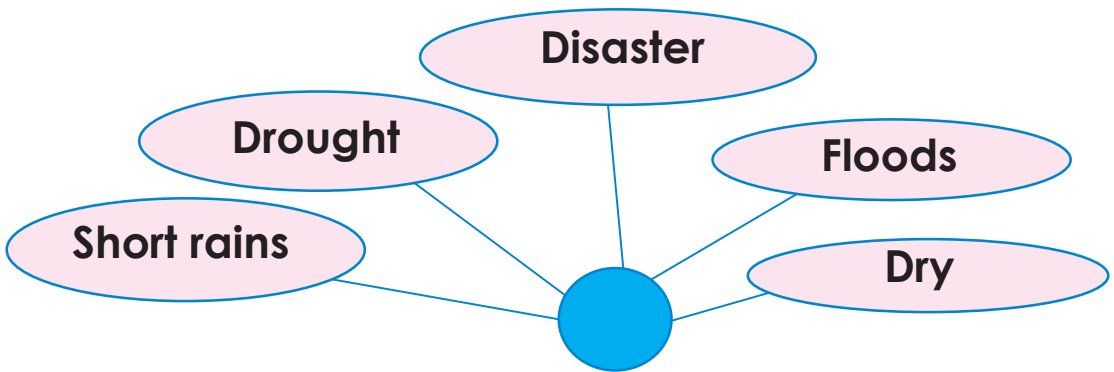


Activity 2: Draw and tell

Draw the weather today.

Activity 3: Vocabulary

a) Listen and say

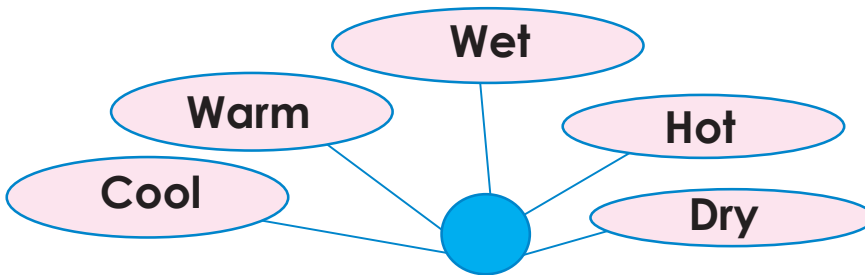


b) Match and say

A	B
Season	Rains that last less than one and half months
Floods	Rainy season or a dry season
Rainfall	Too much rainfall
Famine	A sudden event that causes great damage
Short rains	The fall of rain
Disaster	A great lack of food

c) Make oral sentences using the words below.

Example: It is cool in the month of July.



d) Play a word game

Activity 4: Climatic conditions in our Payam

a) Listen and tell

My name is Sara Omar. I live in Kodoko. Our Payam is found in the Northern part of South Sudan.


We always have our dry seasons from November to February. Our most dry month is January.

Our wet season starts from mid April to end of September. Our coolest month is July.



Activity 5: Activities people do during different seasons

a) Look and say



b) Match the activities with times of the year.

c) Debate

‘Wet season is better than the dry season.’

Activity 6: Story

a) Listen and tell

I remember a long time ago when there was a disaster in our Payam.

Floods, storms and strong winds came.

The rainy season did not stop. All the crops were destroyed.

I remember how we helped each other in the community.

We cooked and ate together as there was no much food to eat.

I was happy when the rainy season stopped. We all planted our crops again.




b) Tell us

1. Say the story in your own words.
2. What happened when the rainy season did not stop.
3. What would happen if the dry season did not stop?

Activity 1: Defining peace and security

Look and talk



Activity 2: Vocabulary for peace and security

a) Say


court

criminal

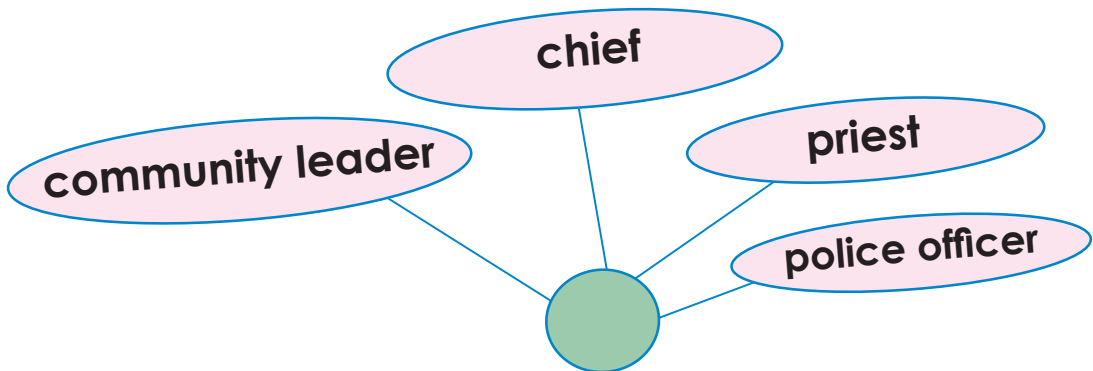


police officer

community leader

b) Name the pictures



Activity 3: Name and say



Activity 4: Poems

a) Listen and recite



Akello's home

My name is Akello.
I love my home
Where I stay and live
Where I grow up and learn
I learn to cook, I learn to care
I play with my brothers and sisters
I love my home.

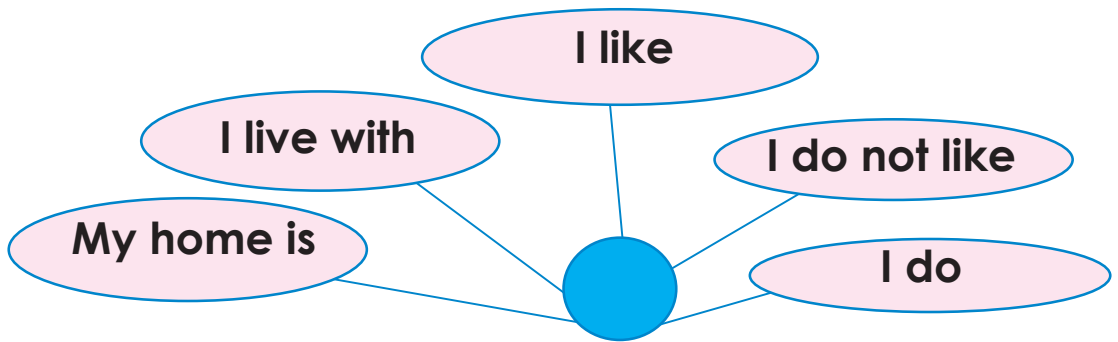


Odong's home

My home my home
I did not like my home
My father quarreled with my uncle
My mother did not talk to my aunt
I wished my mother would not beat my cousins
I wish one day, we will live in peace
I wish one day I can rest and eat well
I wish one day I will love my home




- b) What can you tell us about Akello's and Odong's homes?
- c) Talk about your home in the present tense.



Activity 5: Say and role-play

He is our chief.
He solves problems
in our village.



This is our community leader.
He advises us always.

This is our police officer.
She keeps us safe.



This is our priest.
He teaches us about God.

We keep peace by

Activity 6: Listen and tell

At the chief's house

Chief Kenyi called all the villagers for a meeting. He wanted to talk about problems in the village. There was stealing and fighting. There was no peace in the village.



The people met at the chief's house. The chief looked sad and angry.

Then the chief told everyone to live in peace. All were not to steal other people's things. They were to also avoid landmines and other dangers. The villagers went back home happy.

Activity 7: A conversation

a) Listen and act



wani:


Look at those people.

Garang:

Look! They have guns. And one of them has a bow and arrows.

wani:

They are bad people. Let us go and call the police.



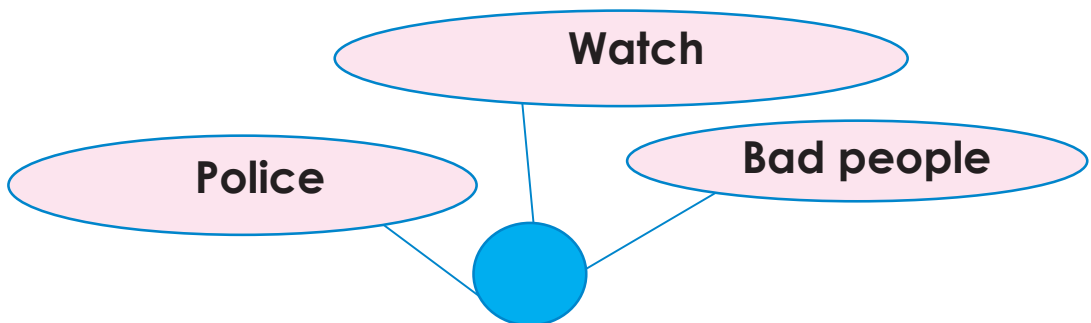
Garang:

Go and call the police while I watch them.

Wani:

Okay. (Runs to the police station)

b) Make sentences



Activity 8: Story

a) Listen and tell

Mr Walla and his daughter

One evening Mr Walla was taking a walk with his daughter. They were walking as they talked. Mr Walla was telling his daughter to work hard in school. He also told her that she should live well with people.

Mr Walla said that if people live together well, there is peace. He also advised his daughter to avoid bad company since bad company spoils good morals.




Mr Walla said that when people live in peace, they also work hard. They take their children to school and everyone is happy.

b) Tell us

- (i) Say what the story is about.
- (ii) What lesson do we learn from the story?
- (iii) What can we do to stay in peace in our community?

Activity 1: Look and talk



dancing



wedding

Activity 2: Sing and act



Dear father,
Don't go away.
Mother will miss you.
I will miss you.
Oh father,
When will you come back?
We love you father.

Activity 3: Listen and Tell

Laku's big day

It was my big sister Laku's wedding. Soon the groom arrived in our compound.

We all headed towards the church in beautiful cars. Uncle Peter's big car carried my sister.

We arrived at the church at noon. The priest welcomed us and the wedding started. Everyone looked happy.

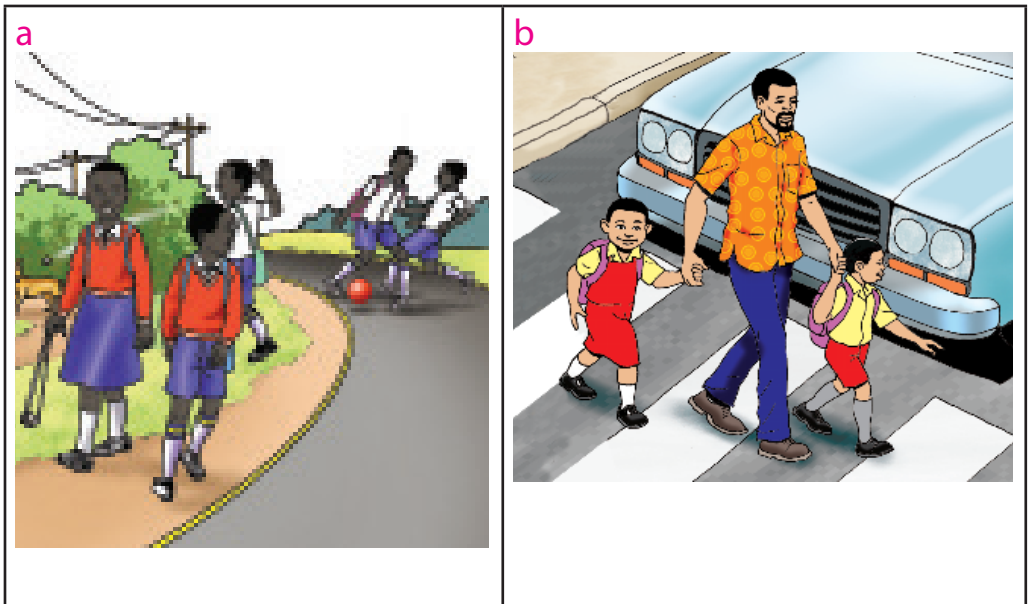


After the church ceremony, we ate food and took photos. People danced happily. Many people gave presents. We were very happy.

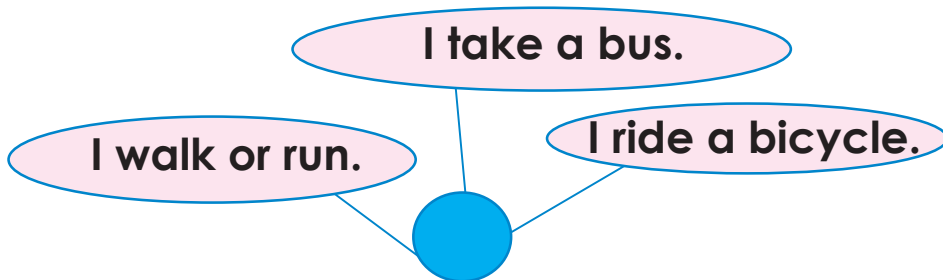
Activity 1: Defining accidents and safety

a) Look and talk

Which children are safe and why?




b) Say how you get to school.



c) Write sentences

Activity 2: Common accidents and how to avoid them

a) Look and talk



b) Talk about common accidents in your Payam

Activity 3: Safety on the road

a) Say how you cross the road.



b) What are traffic lights for?

c) Write instructions

Write instructions for your friend to use when crossing the road.

Activity 5: Story

a) Listen and tell

The accident

Yesterday on the way to school Akello saw a tanker overturn on the road.

Akello remembered that her teacher had told her not go near a broken down vehicle.

Akello also remembered that her teacher told the class that a broken down vehicle could catch fire.



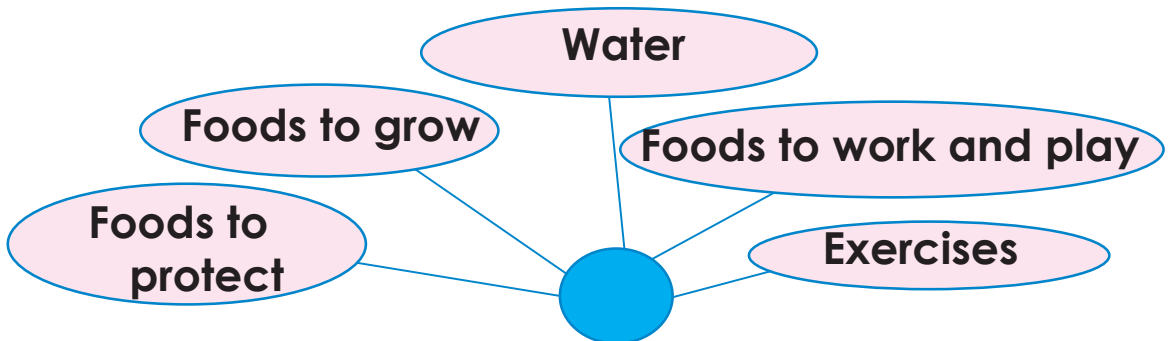
Akello was excited at school about the tanker. When Akello was telling her friend Jane about the tanker she told her that she also saw the tanker. It had caught fire.

b) Tell us

Say what the story is about.

Activity 1: Vocabulary

a) Look and name



b) Draw the food you ate this morning. Write a sentence.

Activity 2: Poem

a) Recite



Healthy eating



Eggs, beans and meat
Help keep me on my feet
To play and work all day
Rice, wheat and maize.
Keep me healthy my mother says
To play and work all day.
Fruits and vegetables to crunch.
Help me have a healthy body when to
play and work all day

b) Say more good foods to eat

Activity 4: Story

a) Listen and read

Nelly the healthy girl

This is Nelly.

She is having breakfast.

Her favourite fruit is apple.

She eats bread and cassava.

She likes milk.

Nelly eats a healthy meal every day.



Nelly drinks a lot of water too.

Nelly also plays to stay healthy.

Nelly takes a bath once a day.

Nelly brushes her teeth every day.

At night, Nelly sleeps under a net.

Nelly is a healthy girl.

b) Answer orally

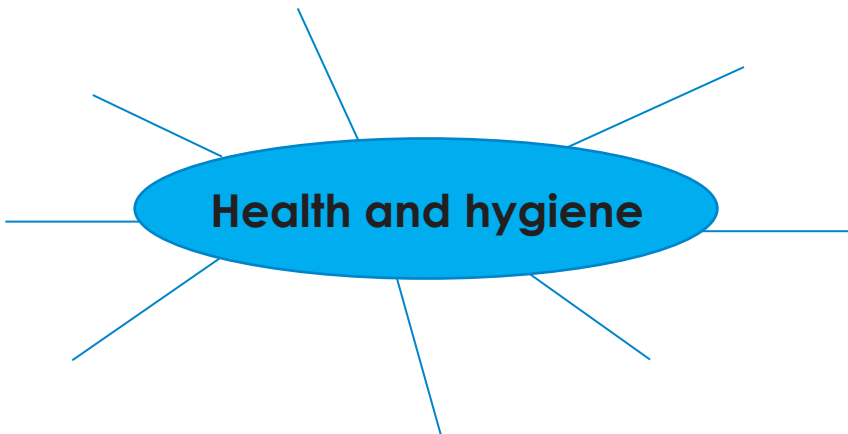
- 1. Say what the story is about.**
- 2. What should we do to keep our bodies healthy?**
- 3. Do you think people in your family are living healthy? Explain.**

Activity 5: Write sentences

Write five sentences about what your family eats.

Activity 6: Word bank

Say and copy new words learnt.



Activity 1: Look and talk

(a)



eat food

(b)



learn

(c)



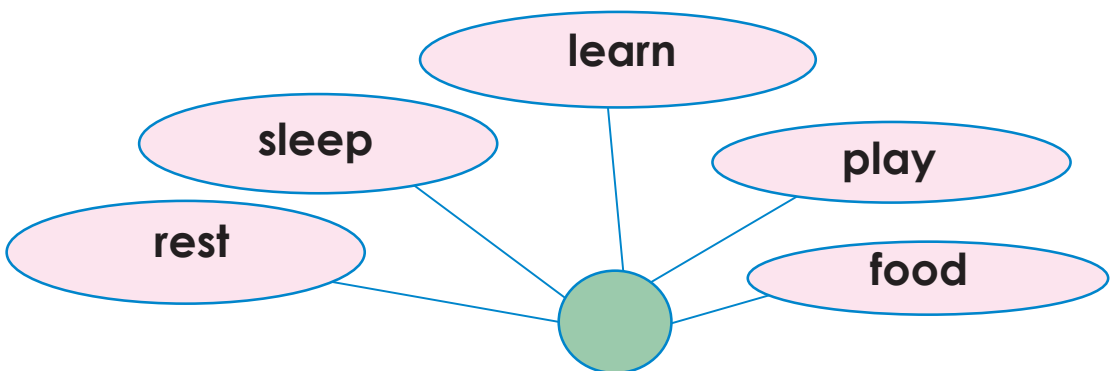
sleep

(d)



play

Activity 2: Practise saying



Activity 3: Story

a) Listen and read

Adut, a caring girl

Adut learnt about her rights as a child. She was surprised to know children had so many rights. She was also thankful she enjoyed all those rights.

Adut was sad many children did not enjoy many of their rights. She felt she needed to help.

Adut started by visiting the children's officer. The officer was surprised but was kind to Adut. They talked for long.

The officer agreed that something needed to be done. He said he would call all parents and educate them about children's rights. Adut would also talk to the parents.



Adut was happy more children would enjoy their rights.. She went back home happy.

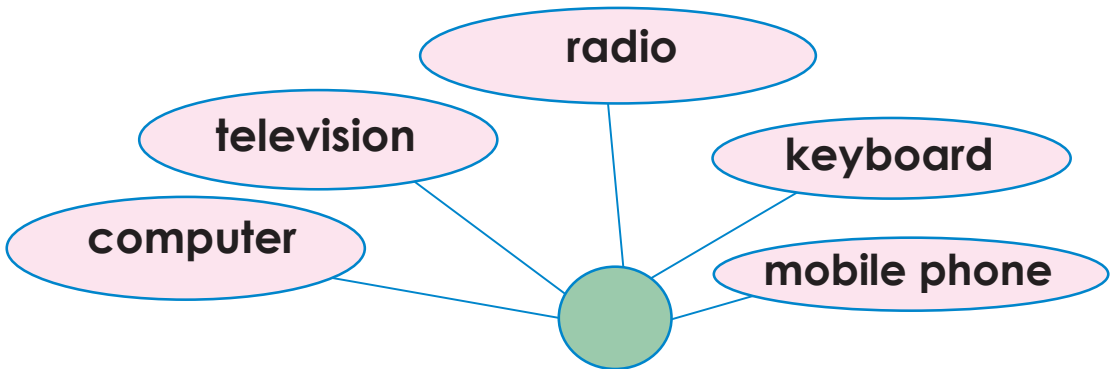
b) Tell us

- (i) Say what the story is about.
- (ii) What rights do you think Adut talked about?
- (iii) How else can we help other children know their rights?

Activity 1: Look and name



Activity 2: Listen and point



Activity 3: Poem

a) Recite and act



Technology! Technology!
You have taken my family away!
My mother loves her smartphone.
She carries it everywhere.
My father likes the television.
He watches it the whole evening.
My sister is always wearing headphones.
She dances to her music the whole day.
My brother plays with his play station.
He stays awake the whole night.
Our unborn baby too will have a tablet.
She will press the buttons and watch cartoons!
Technology! You have taken my family away!



b) Copy and write true or false.

- (i) The baby has a play station _____
- (ii) The father has a dog pet _____
- (iii) The mother watches too much television

- (iv) The sister enjoys dancing _____

c) Spell

technology

computer

buttons

d) Write a paragraph to tell your friend what the poem is about.

Activity 4: Story

a) Listen and read



Maria uses a mobile phone

One morning Maria's father said he wanted to teach her how to use a mobile phone. Mr Okello started by teaching Maria the external parts of the mobile phone. "This pad here is called a keypad. It is where we press to type in letters and numbers. We also use it to receive or end a call," Mr Okello said. Maria listened carefully.



"The upper part is called the display section. It is the one that shows the message or the caller. Have you understood, my daughter?" Mr Okello asked. "Yes father. I have," replied a happy Maria. Maria's father then showed her the ear speaker section, the camera and the battery charging section.

Afterward Maria's father opened the phone and showed Maria the battery and the SIM card. Maria was happy. She learnt and helped her father load airtime.



Maria's father then called her brother and placed the phone on Maria's ear. She could not believe it when she heard her brother's voice.

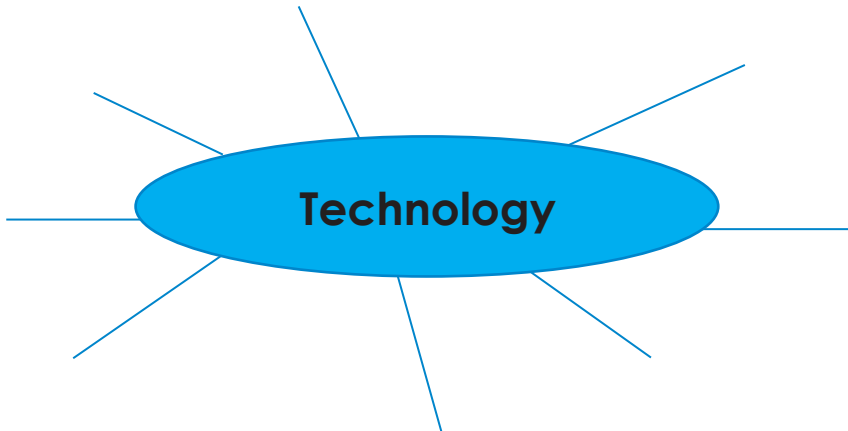
Maria had learnt to use a mobile phone.

b) Answer and write

1. Say what the story is about.
2. Write the next paragraph.

Activity 5: Word bank

a) Say and copy new words learnt.



b) Pick five words and write sentences.